




Mult'culture

Promote Education for Cultural Heritage

3 settembre 2018 – 2 settembre 2020






Erasmus +



Di che cosa si tratta?


E' un progetto Erasmus+ KA 229

- Ha lo scopo di promuovere la cooperazione tra scuole europee attraverso un progetto costruito su una tematica di interesse comune e collegata a una o più priorità europee rilevanti per il settore della scuola (es. valori dell'inclusione e tolleranza, contrastare la dispersione scolastica, ...).
- Ha lo scopo di favorire lo scambio di buone pratiche tra scuole.
- Prevede la mobilità di alunni e staff presso le scuole partner.



Perché partecipare?

La partecipazione a questo tipo di partenariati e alle sue mobilità rappresenta per il nostro istituto una opportunità di cambiamento in una dimensione europea, per stimolare processi di innovazione e internazionalizzazione e promuovere i valori dell'inclusione e tolleranza.



Chi ha lavorato per la stesura del progetto?

Da dicembre a fine marzo c'è stata un'intensa attività di scambi per arrivare alla stesura finale di questo progetto da una parte tra il team dei docenti coordinatori delle [cinque scuole europee](#) che hanno costituito il partenariato e dall'altra tra il coordinatore e il [gruppo di docenti del nostro istituto](#).




Qual è il titolo del progetto?

Mult'culture

Promote Education for Cultural Heritage


Il tema del progetto verte sulla conoscenza e sulla salvaguardia del patrimonio culturale Europeo, in linea con la proclamazione del 2018 come Anno Europeo del Patrimonio Culturale.



Quali sono gli obiettivi?



- Accrescere la [consapevolezza culturale](#) nei nostri studenti;
- Sviluppare competenze necessarie a preservare e promuovere [un'identità culturale nazionale](#), ma anche dei [valori democratici](#) usando la letteratura, l'arte, la storia, la musica e il teatro;
- Favorire e facilitare l'approccio degli studenti alla cultura con la finalità di scoprire [somiglianze e connessioni](#) tra i [paesi europei](#) e coltivare il rispetto per la [diversità](#);
- Promuovere una reciproca comprensione tra i [cittadini usando la cultura e i valori europei](#); usare la cultura come strumento per incrementare la [motivazione](#) degli studenti per l'[apprendimento](#) in generale e lo [studio delle lingue straniere](#) in particolare;
- Offrire opportunità agli studenti di esprimere ed esplorare la propria cultura nazionale e l'identità europea attraverso il [linguaggio, le arti, la musica e il teatro](#);
- Migliorare il rendimento scolastico degli studenti e avvicinarli [all'educazione all'imprenditorialità](#).



Quali tipo di attività verranno proposte?









- Incontri e attività per far conoscere il progetto;
- Creare un angolo dedicato all'Erasmus+;
- Presentare agli alunni l'Europa (bandiera, moneta, stati membri, ...), i paesi partner e il tema del progetto;
- Concorso creativo: disegna il logo del progetto (il disegno valutato il migliore diventerà il logo ufficiale del progetto);
- Creazione di brevi filmati dove gli studenti si presentano, presentano la loro scuola e mandano dei saluti in inglese;
- Diario del progetto;
- Costruzione di un calendario su 2018 anno europeo del Patrimonio Culturale Europeo;
- Presentazione di personaggi famosi nel campo delle arti;
- Visite al museo;
- Incontri con artisti locali;
- Laboratori di scrittura creativa, danza, canto, teatro, pittura, disegno, poesia
- Realizzazioni di mostre
- Europe day




Quali sono le scuole partner?




	<u>Totale alunni</u>	<u>Età</u>	<u>Città</u>
 Portogallo	203	3 - 65	Câmara de Lobos
 Italia	1033	6-14	Ponzano Veneto
 Grecia	110	6-12	Salonicco
 Polonia	164	7-14	Strawczyn Czestochowa 100 Km Varsavia 200 Km
 Romania	1400	6-14	Bucarest






Quanto dura il progetto?

Inizia oggi 3 settembre e terminerà tra 24 mesi il 2 settembre 2020.



Calendario delle attività 1:


DATE	ACTIVITY	COUNTRIES
SEPTEMBER 2018 (M1)	<p>REGULAR ONLINE MEETING (Project team, Project and budget supervisors, etc.)</p> <ul style="list-style-type: none"> • Meeting online to start the implementation of the project: introduction of the project to the teachers and staff; administrative arrangements: drawing up a plan for proper budget use and control; time management; effective use of resources; setting up a clear strategy for monitoring and evaluating the project's success; finding partner-schools, artists and NGOs willing to collaborate and support our activities; • A dissemination strategy will be also designed by the team members; • Educational and local authorities, schools and parents will be informed about the project (Internet, emails, on the school official website, banners, posters or flyers); • An Mult'culture Blog and Facebook group will be created for this purpose and all stakeholders will be invited to join; • Each partner will also create its own Facebook page of the project in the national language to facilitate communication/interaction between the international partners and other institutions (local partner-schools, NGOs, teachers, parents, students, Inspectorate/Ministry representatives, local authorities, artists, writers,etc, mass-media); • A1. Creating an Erasmus+ corner in each school: flags, maps, photos and other materials about the partner countries and the theme of the project "Mult'culture"; • A2. Flyers about the European Year of Cultural Heritage will be created for parents, local authorities, partner schools, NGOs to introduce the project and its aims. 	ALL
OCTOBER 2018 (M2)	<ul style="list-style-type: none"> • A2. PPT presentations for the students about EU (symbols, values, members), the partner countries and the theme of the project; 	ALL



Calendario delle attività 2:




	<ul style="list-style-type: none"> • A1. Creativity Contest: <i>Designing the Project Logo</i> - the best design made by the students will be used as the official Logo of Mult'culture; • A3. Short film in English made by the students: Let's get to know each other... (students introduce themselves, their school and the country and send friendly messages to their European colleagues in the official language of the project). 	
NOVEMBER 2018 (M3)	<ul style="list-style-type: none"> • C1. LEARNING/TEACHING/TRAINING ACTIVITIES MEETING – Portugal; • A1./A3. Start the Project Journal : “Mult'culture Erasmus+ “ (students will record the main activities of the project, stick photos, attach drawings, write about their thoughts and experiences aquired, talk about the EU values and topics like: democracy, discrimination, terrorism and violence, citizenship, Culture and Arts); • A3. Projects/ Presentations made by the students about EU and the partner countries: Portugal, Romania, Italy, Turkey and Greece (also displayed in the Erasmus+ corner in each school); • A1. Creativity Contest: <i>Designing the Project Poster</i> – the winning poster will be displayed in the classrooms and distributed to the partner schools, stakeholders (parents, Town Halls, Ministry of Education/School Inspectorate). 	Portugal ALL
DECEMBER 2018 (M4)	<ul style="list-style-type: none"> • A1./A2. Design Competition: Creating a Project Calendar with cultural references: <i>2018 – European Cultural Heritage Year</i>(the selection of the photos for the Calendar will be made by the students; each country will create one and will offer it to the other partners); • A4. Art workshops: painting, drawing, crafts, singing and dancing – artists, craftsmen are invited; • A5./A4./A6./A9. Activity: <i>Christmas traditions around Europe:</i> - short films, presentations, poems, creative writing, drawing, short plays on the topic; • A2. DISSEMINATION: 	ALL




Calendario delle attività 3:

	<ul style="list-style-type: none"> - Stakeholders (officials, parents, friends, relatives, artists, NGOs) will be invited to participate in the festivities related to Christmas; flyers and project calendars will be distributed. - Information, photos and short films shared on Mult'culture page and school website. 	
JANUARY 2019 (M5)	<ul style="list-style-type: none"> • A6./A2. Cultural Figures and Personalities around Europe: -Presentations about the main personalities of the country and of Europe; -Sharing the presentation with partner countries and exploring videos with students. • A7. Visit to a museum/theatre; • A6. Literature: <i>The Living Library</i> (students meet an artist, personality or public figure and learn about their life-story directly from them, instead of reading about it in a book/magazine); • A6. Workshops: Creative writing – “<i>Sailing on a Sea of Culture</i>”. 	ALL
FEBRUARY 2019 (M6)	<p>Music and Dance: Discovering our European identity:</p> <ul style="list-style-type: none"> • A5. Workshops: Traditional dance of the region/ country (a dance troupe is invited to teach the students); • A1. Workshops: Creating a Project Song (in all 5 languages of the partner countries with a common theme; musical instruments); • A2./A3. All partner countries will cooperate in this joint activity. Short films/videos/photos will be shared (on Youtube, Facebook pages, Skype). 	ALL
MARCH 2019 (M7)	<p>Arts:</p> <ul style="list-style-type: none"> • A7. Visit to the Museum of Art; • A4. Workshops: drawing / painting/ manufacturing; • A2. Exhibition with the students’ creations organized in school (teachers,parents, staff, relatives, visitors can see the results of the project activities; partner schools are also invited to join the workshops or to visit the exhibition); 	ALL




Calendario delle attività 4:

	<ul style="list-style-type: none"> • A8. Entrepreneurial activity: <i>How to start your own business?</i> (economists/ bank representatives are invited to introduce the students in the economic field: What is a bank loan, a business plan? What does cash-flow, profit and bankruptcy mean? Children learn from early age how to interact with authorities, to run a business, to become successful future entrepreneurs using their own skills and abilities). 	
<p>APRIL 2019 (M8)</p>	<ul style="list-style-type: none"> • C2. LEARNING/TEACHING/TRAINING ACTIVITIES MEETING – Poland <p>Arts Partner schools can choose from:</p> <ul style="list-style-type: none"> • A4. Sculpture - Workshop with a sculptor; • A4. Painting - Workshop with a local artist (painter); • A9. Theatre: Workshop with a theatre troupe (staging real-life situations and nowadays problems); • A6./A9. Literature: <i>The Living Library</i> (students also interview the artists and learn about their life-stories; then they can either write a poem, a short story, or put into stage what impressed them the most about that personality/ express their feelings); • A3. Letters in English about this experience; students tell their European colleagues about their cultural preferences, skills acquired and plans for the future); • A2. DISSEMINATION: workshop for local kindergarden, primary teachers, trainers, consultant teachers and headmasters. Demo lessons for students and teachers in schools. This workshop will be announced in the school newspaper and in online newspapers. 	<p>Poland</p> <p>ALL</p>
<p>MAY 2019 (M9)</p>	<p>Arts Partner schools can choose from:</p> <ul style="list-style-type: none"> • A4. Sculpture: Workshop with a sculptor; • A4. Painting: Workshop with a local artist (painter); • A9. Theatre: Workshop with a theatre troupe (staging real-life situations and nowadays problems); 	<p>ALL</p>




Calendario delle attività 5:

	<ul style="list-style-type: none"> • A6. Literature : <i>The Living Library</i> (students also interview the artists and learn about their life-stories; then they can either write a poem, a short story, or put into stage what impressed them the most about that personality/ express their feelings); • A5./A6./A4./A3. Workshop: <i>Celebrating Europe Day</i>: -short films, presentations, poems, creative writing, drawing, short plays on the topic; • A8. Entrepreneurial Activity: <i>How to become a successful entrepreneur?</i> (students are organized in firms, make business plans and start running their own business; they manufacture goods and then sell them during the fair organized in the school; a personalized currency is used, not real money; the activity is followed by a financial analysis: profit or bankruptcy?). 	
JUNE 2019 (M10)	<ul style="list-style-type: none"> • A10. ANNUAL CULTURAL FESTIVAL: traditional music and dances, shows, exhibitions with the students' creations, traditional food from different parts of Europe, balloons with slogans about democratic values; • A2. Dissemination: parents, officials, staff, partner institutions, Educational representatives, friends, relatives and journalists will be invited to attend); • Evaluation Online Meeting: -To assess the development of the project, the expected results and impact of the activities; mid-course correction (if necessary) to address emerging problems or difficulties encountered; maintenance of standards in the quality and efficiency of the activities. 	ALL
JULY 2019 (M11)		
AUGUST 2019 (M12)		
SEPTEMBER 2019 (M13)	<ul style="list-style-type: none"> • A2./A1. Creation of the art gallery / arts corner in the school; • A5./A6./A9./A3. Workshops: Debate/presentation on the Charter of Human Rights and Debate/presentation: – 15th Sep. International Day of Democracy and 	ALL



Calendario delle attività 6:


	21st Sep. European Cooperation Day/ International Day of Peace; - Short films, presentations, poems, creative writing, drawing, short plays on the topic.	
OCTOBER 2019 (M14)	<ul style="list-style-type: none"> • C3. LEARNING/TEACHING/TRAINING ACTIVITIES MEETING – Greece; • A6./A3. History: Discovering our identity - Cultural tour of the most important points in the history of the country and of Europe; -similarities, differences, influences – presentations, short films; • A5./A6./A9./A3. Workshop: 17th Oct. International Day for the Eradication of Poverty - Short films, presentations, poems, creative writing, drawing, short plays on the topic; • A8. Entrepreneurial Activity: <i>Increasing employability chances.</i> 	Greece ALL
NOVEMBER 2019 (M15)	<ul style="list-style-type: none"> • A4. Workshops: Landmarks around Europe (students learn about the most important buildings, monuments in the country and in Europe) Students can: - design a model of a famous building, or draw/paint the monument, or recreate it using a 3D puzzle; • A5./A6./A9./A3. Workshop: 16th Nov. International Day of Tolerance: - Short films, presentations, poems, creative writing, drawing, short plays on the topic. 	ALL
DECEMBER 2019 (M16)	<ul style="list-style-type: none"> • A4./A5./A6./A9. Workshops: singing, poetry, dancing, drawing, acting, manufacturing related to Christmas celebrations; • A5./A4./A3./A6. Workshops: “European Citizens of the 21st Century”: - 3rd Dec International Day of Persons with Disabilities; - 10th Dec Human Rights Day; - debates, presentations, writings related to the topic, drawings, acting; - messages/slogans related to the topic written by the students in the Project Diary; • A8. Entrepreneurial activity: <i>Christmas Fair</i> (students make business plans, manufacture goods and decorate the desks (stalls) where their teams (firms) will sell products; other 	ALL



Calendario delle attività 7:




	students will be the buyers; flyers and poster to advertise the event will also be created by the students and displayed on school walls/in classrooms to attract more“clients”; promotions, special offers, discounts will be part of the marketing strategy).	
JANUARY 2020 (M17)	<p>Intercultural Month – Building Cultural Bridges:</p> <ul style="list-style-type: none"> • A5. Watching a famous film that is part of the culture of the country; • A6. Reading poems/literary fragments from works written by famous writers (national/Europe); <p>Workshops: story-telling, poetry writing, presentations about famous people (artists, actors, historic figures);</p> <p>Workshops: brainstorming about this experience and the things they learnt; students talk about their cultural preferences, skills aquired and plans for the future;</p> <ul style="list-style-type: none"> • A10. Watching a theatre play; • A3. Messages in English written on the topic by the students to their European colleagues. 	ALL
FEBRUARY 2020 (M18)	<ul style="list-style-type: none"> • C4. LEARNING/TEACHING/TRAINING ACTIVITIES MEETING – Italy • A11./A5./A2. Popular Culture: Gastronomy (creation of an E-Book with typical recipes of the region / country and sharing with the partner countries); • A11. Workshop with a Chef about one typical recepie of the region; • A1. Workshops: <i>Following the steps of Jamie Oliver...</i> <ul style="list-style-type: none"> - Creating a panel with photos about traditional food around Europe; • A2. DISSEMINATION: An E.Book will created with typical recepies of the region researched by pupils. Demo cook lesson with a chef to kindergarden,primary teachers, trainers, consultant teachers and headmasters organised in school. 	Italy ALL
MARCH 2020 (M19)	<ul style="list-style-type: none"> • A5./A4./A6./A3./A9. Workshops: <ul style="list-style-type: none"> - Mother’s Day – 8th March; - World Poetry Day -21st March; 	ALL



Calendario delle attività 8:

	<ul style="list-style-type: none"> - International Day for the Elimination of Racial Discrimination; - Painting, drawing, crafts, singing, poetry related to the topic, theatre/acting; • A12. Traditional games/Sports: Organization of a tournament and invitation of a sports team; - Cultivating fair-play, acceptance, integration of all children, equality among persons, cooperation. 	
APRIL 2020 (M20)	<ul style="list-style-type: none"> • A7. Visit to the Municipal Library: <ul style="list-style-type: none"> - Redesccovering the beauty of books and interaction with a writer; • A6. Literature: <i>The Living Library – “In a Writer’s Shoes...”</i>; • A6./A4. Workshop outdoors: 18th April - International Day for Monuments and Sites; • A7. A walk/trip/visit around the town to visit different monuments/sites. 	ALL
MAY 2020 (M21)	<ul style="list-style-type: none"> • C5. LEARNING/TEACHING/TRAINING ACTIVITIES MEETING – Romania • A2. Cultural Week: Exhibition of all the works developed throughout the project; • A5./A4./A3./A6./A9. Workshops: “I am a European Citizen”; <ul style="list-style-type: none"> - 9th May- Europe Day; - 21st May -World Day for Cultural Diversity, Dialogue and Development; - Painting, drawing, crafts, singing, poetry related to the topic, theatre/acting; • A3. Exchanging penpal letters in English with students from partner schools; • A6. Flying balloons in the schoolyard: messages expressing students hopes and dreams for the future; • A8. Entrepreneurial Activity: <i>Cultural Week Fair.</i> 	Romania ALL
JUNE 2020 (M22) and	<ul style="list-style-type: none"> • A10. ANNUAL CULTURAL FESTIVAL- “Mult'culture Fest”; 	ALL



Calendario delle attività 9:

JULY 2020 (M23)	<ul style="list-style-type: none">• Final Online Meeting: Summative Evaluation:<ul style="list-style-type: none">-Analysis of the extent to which the program aims and objectives were achieved;-Dissemination with all the stakeholders (including mass-media);-Planning for the next school year to maintain the continuation of the project activities and the efficient use of the products created;- DVDs with photos and short films taken throughout the project by all participating countries will be created and shared among partners.	ALL
AUGUST 2020 (M24)	<ul style="list-style-type: none">• Preparation and delivery of the final report.	Portugal

DISSEMINATION:

Articles in the press;

Workshops with students and teachers from other schools;

Demo lessons for teachers;

A **Cultural Festival** every year (Ministry representatives, Inspectors, local officials, teachers, parents, students, artists, architects, journalists, NGOs' representatives will be invited to join);

Exhibitions and Fairs (every year);

Theatre Plays;

Mult'culture Diary – “2018 European Cultural Year” available in the libraries of the partner-schools;

The results will be shared with networks at local, national and international level;

Promotional materials (project Logo/EU symbols): ballpoint pens, block-notes, caps, paper bags, USB sticks, banners, flyers, brochures about the project.






Tabella delle attività:

Project activity*	MONTHS	M1	M2	M3	M4	M5	M6	M7	M8	M9	M10	M11	M12	M13	M14	M15	M16	M17	M18	M19	M20	M21	M22	M23
A1																								
A2																								
A3																								
A4																								
A5																								
A6																								
A7																								
A8																								
A9																								
A10																								
A11																								
A12																								
C1																								
C2																								
C3																								
C4																								
C5																								




Compito della nostra scuola

- Coordinare tutti i laboratori
- Essere responsabile di ospitare un concorso o una mostra d'arte
- Creare la pagina E-Twinning del progetto in modo che tutte le scuole partner possano condividere materiale sulle buone pratiche, risultati ed esiti delle attività proposte. Verranno pubblicate foto, video, links e materiale didattico.



Le mobilità


- Vengono definite [Learning](#), [Teaching](#) and [Training](#) attività (LTTA);
- Le attività hanno un [approccio pedagogico attivo](#) e sono focalizzate sul far sviluppare abilità comunicative, far utilizzare la lingua inglese, far migliorare le prestazioni scolastiche e incoraggiare l'inclusione dei bambini con difficoltà di apprendimento;
- Sono previste [interazioni tra studenti e insegnanti](#) dove il paese ospitante promuoverà la propria cultura attraverso la visita alle proprie scuole, la partecipazione a spettacoli o eventi allestiti dagli studenti, incontri con le autorità locali, visita a mostre e musei;
- Ogni scuola partner organizzerà e gestirà nella scuola ospitante dei [laboratori per gli studenti](#) sul tema delle arti e cultura del proprio paese;
- Sono previsti [seminari](#) dove ogni scuola partner presenterà a tutti gli studenti, genitori e insegnanti della scuola ospitante un power point con i riferimenti più importanti della cultura del proprio paese;
- E' prevista la partecipazione ad un [corso di formazione](#) con relativa certificazione.
- Il meeting si [conclude con un incontro](#) tra i partner per fare una valutazione del lavoro svolto, chiarire eventuali dubbi e preparare il meeting successivo.





Erasmus+

Erasmus



Le mobilità aspetti tecnici

- La prima sarà in Portogallo dal 18 al 23 novembre;
- Le attività sono distribuite su 4 giorni (2 di viaggio);
- E' necessario avere i nominativi almeno un mese prima e avere anche un nome di riserva;
- Ad ogni mobilità possono partecipare 3 insegnanti di ciascun paese;

